Multiple District T

As of October 2026 Cumulative

Year	New Clubs	Dropped Clubs	Gain/ Loss Clubs	New Members	Charter Members	Reinstate Members	Transfer Members	Total Member Added	Total Members Dropped	Gain/ Loss Members
2022-2023	8	11	-3	402	201	9	20	632	663	-31
2023-2024	9	12	-3	338	205	76	23	642	720	-78
2024-2025	7	10	-3	360	179	32	32	603	616	-13
2025-2026	6	7	-1	335	122	14	21	492	559	-67
2026-2027	0	2	-2	94	8	16	1	119	157	-38
Average	**6**	**8**	**-2**	**306**	**143**	**29**	**19**	**498**	**543**	**-45**

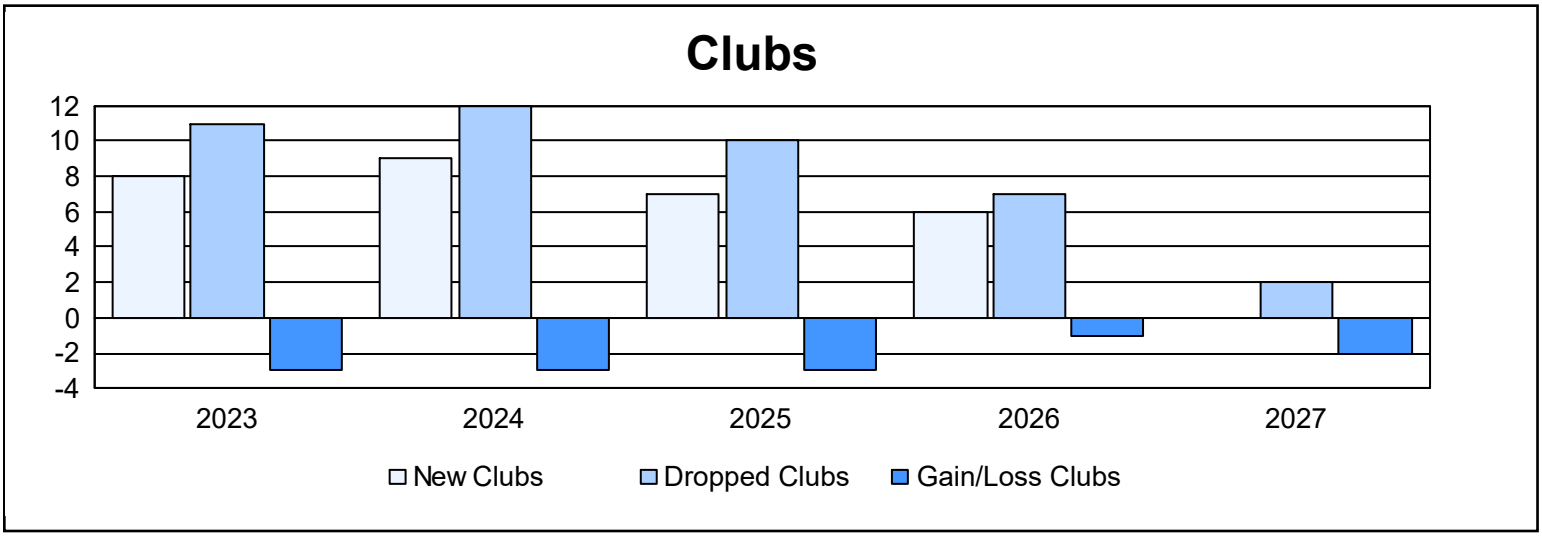

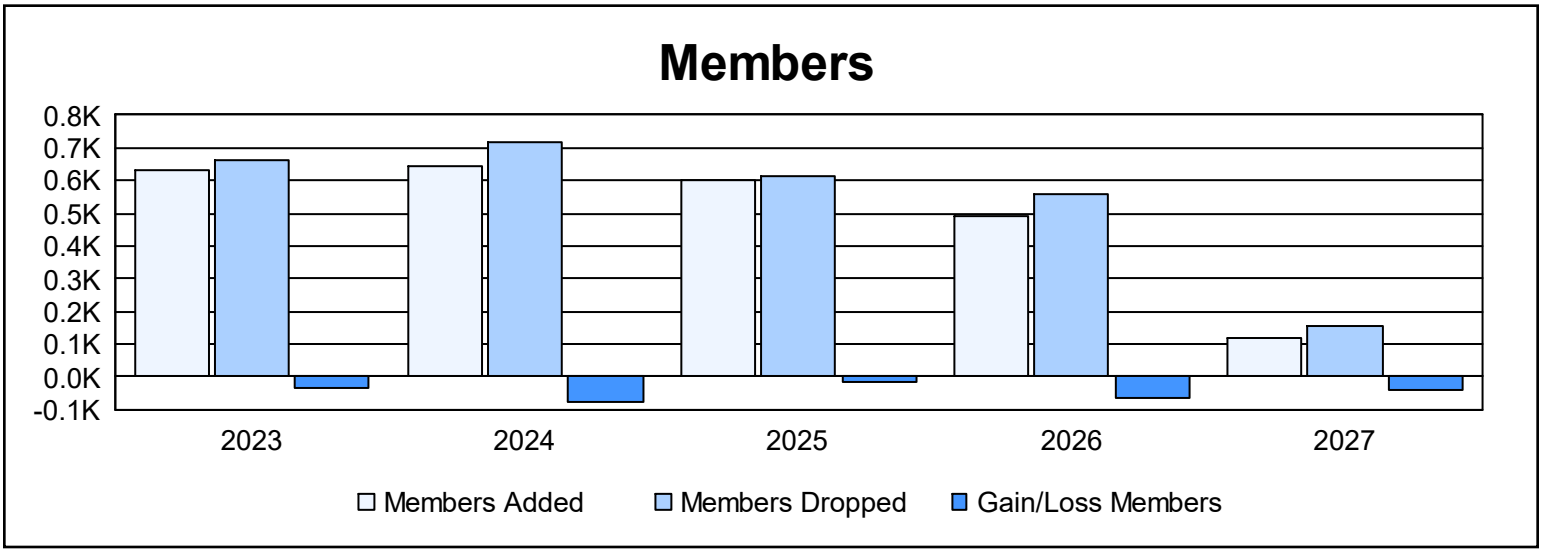

Membership Composition

October 2026 Cumulative

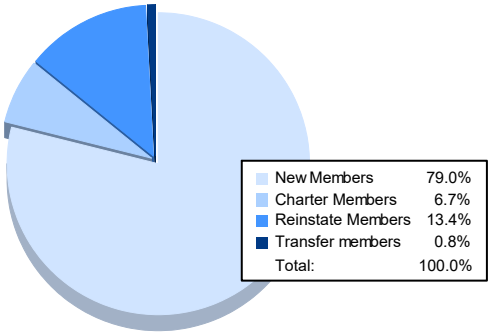

New Members	79.0%
Charter Members	6.7%
Reinstate Members	13.4%
Transfer members	0.8%
Total:	100.0%

Gender Composition

October 2026 Cumulative

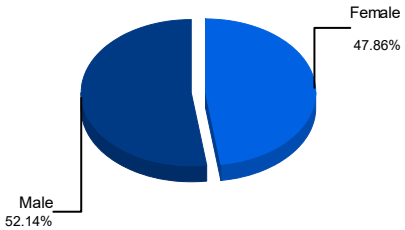

Female	47.86%
Male	52.14%
PreferNotToAnswer	0.00%
NonBinary	0.00%
Total:	100.00%